

Level 2 Aural Test 2 – Teacher Information

Can be set after Lesson 24 has been completed

Aural Test Answers and Dictation Material

Q. 1 Rhythmic Dictation



(6 marks)

Q. 2 Rhythmic Dictation



(8 marks)

Q. 3 Melodic Dictation – Solfa and Staff

Write the solfa under the given rhythm (the first bar has been done for you) and then as notes on the staff.



(7 marks)

Q.4

Write the name of each interval played for you. Intervals will be played melodically, harmonically and then melodically again. Only minor 2nds, Major 2nds, Major 3rds and Perfect 8ves will be included.

1. minor 2nd 2. Perfect 8ve 3. minor 2nd 4. Major 3rd 5. minor 2nd

(5 marks)

The following intervals are played or sung.

1. 

2. 

3. 

4. 

5. 

Q. 5


Write the name of each triad played for you. Triads will be played melodically, harmonically and then melodically again. Only Major, minor, diminished and Augmented triads will be included.


1. minor 2. diminished 3. minor 4. Major 5. Augmented


(5 marks)


The following chords should be played harmonically, melodically and harmonically again as in this example:

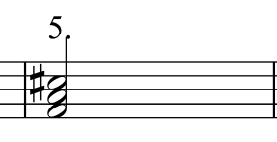


1. 

2. 

3. 

4. 

5. 

Q. 6 Aural Tonality Recognition

Listen to a melody being played several times. A choice of two tonalities is given. Circle the tonality of the melody you hear.

Major

natural minor

(2 marks)

The following melody should be played twice.



Q. 7

Complete and use the following chart when answering Q. 8

Bass note – letter name	C	D	E	F	G	A	B
Bass note – solfa	<i>d</i>	<i>r</i>	<i>m</i>	<i>f</i>	<i>s</i>	<i>l</i>	<i>t</i>
Roman Numeral	I	ii	iii	IV	V	vi	vii°

(3 marks)

Q. 8

A chord progression will be played several times. Write the bass notes, quality and Roman Numerals of each chord you hear into the **harmonic grid** below.

This chord progression will use **only chords I, ii, IV and V** in the key of C Major.

Harmonic Grid	1.	2.	3.	4.
Bass note	do/C	fa/F	re/D	so/G
Quality	Major	Major	minor	Major
Roman Numeral	I	IV	ii	V

(6 marks)

The following chord progression should be played several times.

d f r s
 C F D G
 I IV ii V